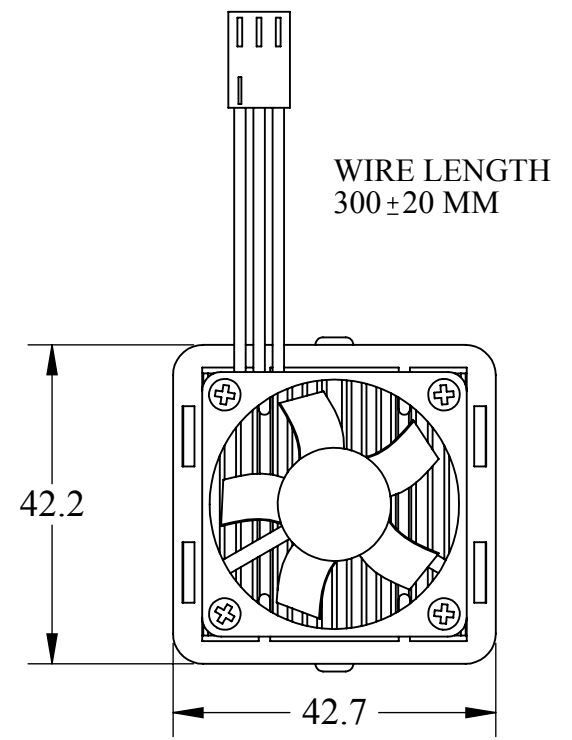
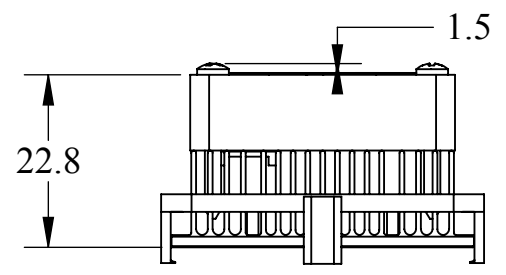
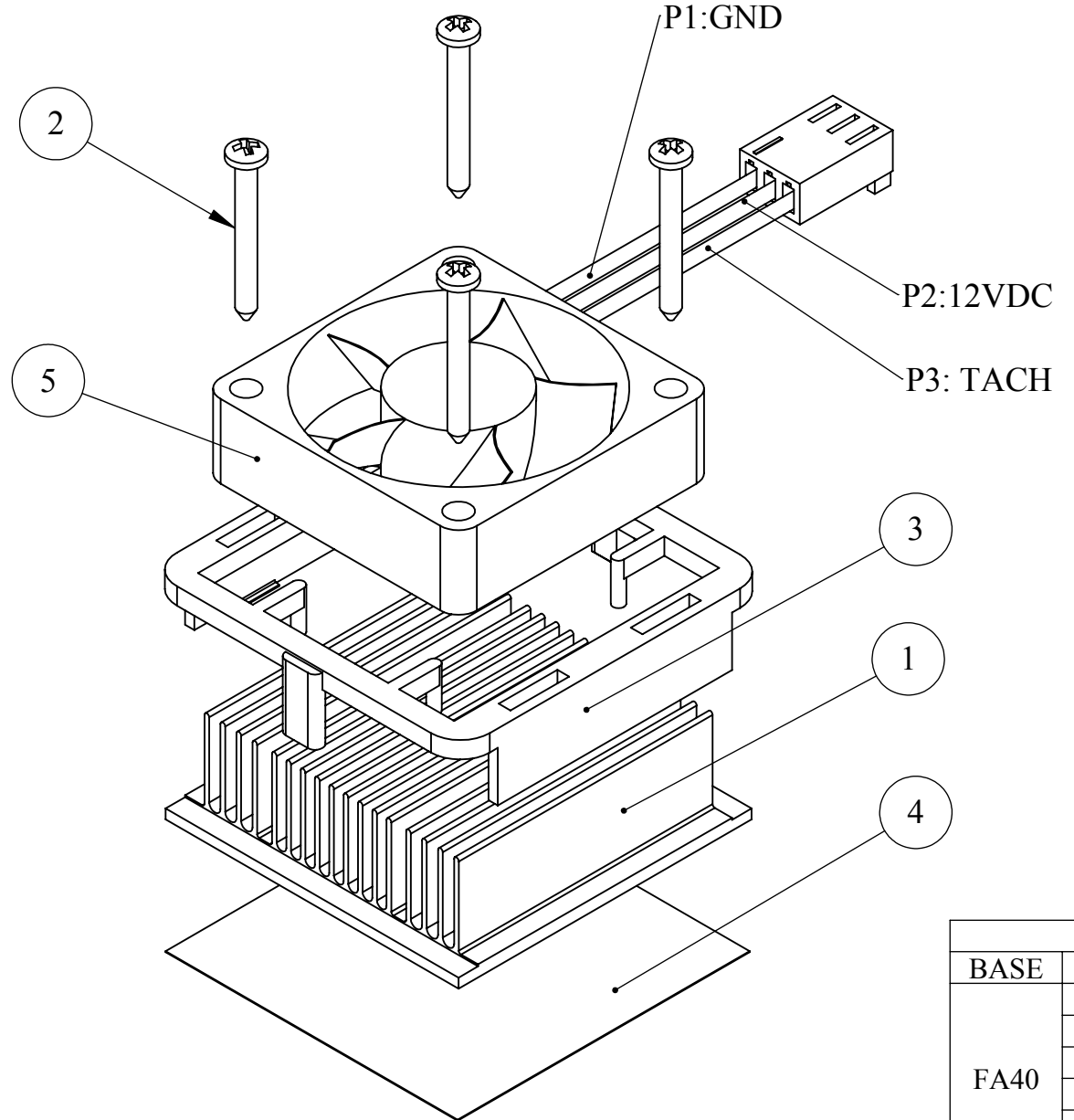


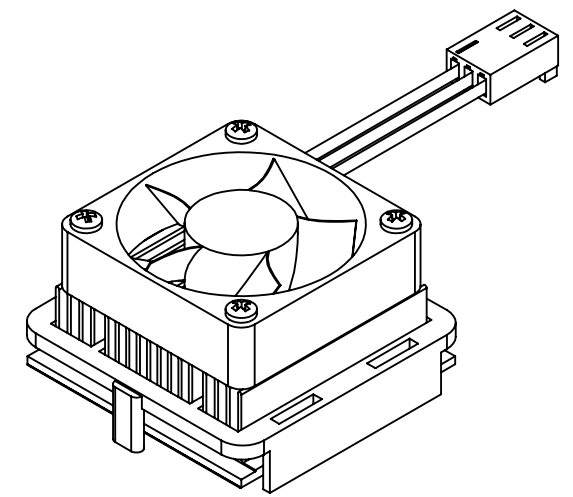
THE INFORMATION CONTAINED IN THIS DRAWING IS THE SOLE PROPERTY OF RADIAN HEAT SINKS AND ANY REPRODUCTION IN PART OR IN WHOLE IS STRICTLY PROHIBITED WITHOUT THE WRITTEN PERMISSION OF RADIAN HEATSINKS.

REVISIONS			
REV.	DESCRIPTION	DATE	APPROVED
A	INITIAL DESIGN	7/14/05	FWANG
B	INCREASED WIRE LENGTH	11/2/05	FWANG
C	REDESIGNED	1/13/06	FWANG
D	PER ECN#803141	4/15/08	AREDDY
E	PER ECN#806241	07/08/08	FWANG

EXPLODED VIEW



- NOTES:
- DRAWINGS OF FAN AND SCREWS ARE FOR ILLUSTRATION ONLY; ACTUAL PARTS MAY LOOK SLIGHTLY DIFFERENT.
  - CUSTOMER TO SPECIFY CLIP AND PAD TYPES.
  - RECOMMENDED MATING CONNECTOR HEADER MOLEX 22-23-2031



COMPLETE PART NUMBER WITH OPTIONS						
BASE	SUFFIX 1	DESCRIPTION	SUFFIX 2	DESCRIPTION	SUFFIX 3	DESCRIPTION
FA40	+K27	K27 EZ-SNAP CLIP	B	RETENTION PEGS ON CLIP IN EXTRUSION DIRECTION	+T710	PHASE CHANGE PAD
	+K36	K36 EZ-SNAP CLIP			+T405R	TAPE FOR METAL PACKAGES
	+K54	BCP43-09(40) ORANGE CLIP			+T412	TAPE FOR METAL PACKAGES
	+K55	BCP43-09(40) BLUE CLIP			+T411	TAPE FOR PLASTIC PACKAGES
	+K56	BCP43-09(40) YELLOW CLIP			+T725	PHASE CHANGE PAD
	+K30	K30 EZ-SNAP CLIP				

EXAMPLE PART NUMBER: FA40+K55B+T710

ITEM #	PART #	DESCRIPTION	QTY
1	HS1809EB	40 MM EZ-SNAP HEAT SINK	1
2	2N75PPAZB	#2 X 3/4 PHIL PAN SMS BLK (RoHS)	4
3	OPTIONAL	40 MM EZ-SNAP CLIP	1
4	OPTIONAL	CHOMERICS T710 PAD 40X40 MM	1
5	HS8104	12V 35 X35 X10 MM DC FAN W/ CONNECTOR	1

UNLESS OTHERWISE SPECIFIED DIMENSIONS ARE IN MM TOLERANCES ARE: DECIMALS X. ±.25 X.X ±.25 X.XX ±.10	CAD GENERATED DRAWING, DO NOT MANUALLY UPDATE		<b>RADIAN HEATSINKS</b> DIV. OF INTRICAST CO. INC. 2160 WALSH AVE SANTA CLARA, CA - 95050
	APPROVALS	DATE	
	DRAWN TLAM	07/07/08	
	CHECKED FWANG	07/08/08	
MATERIAL	RESP ENG	07/08/08	<b>40 MM 12V DC FAN SINK WITH EZ-SNAP CLIP</b>
	FINISH		
NEXT ASSY	USED ON	DO NOT SCALE DRAWING	SIZE B DWG. NO. FA40 REV. E