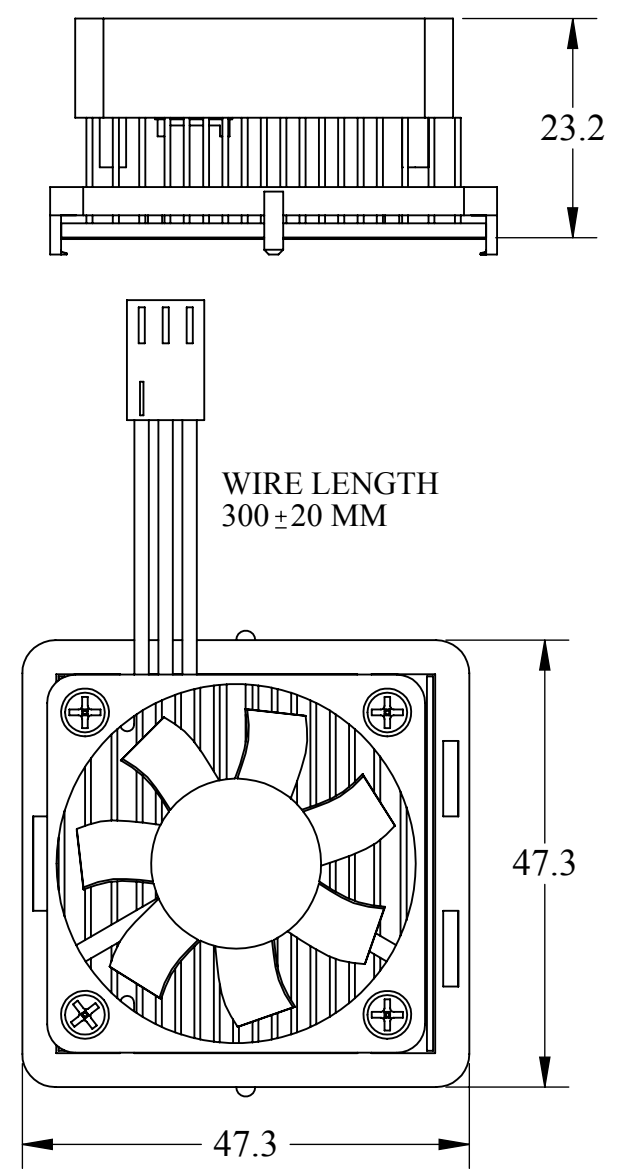
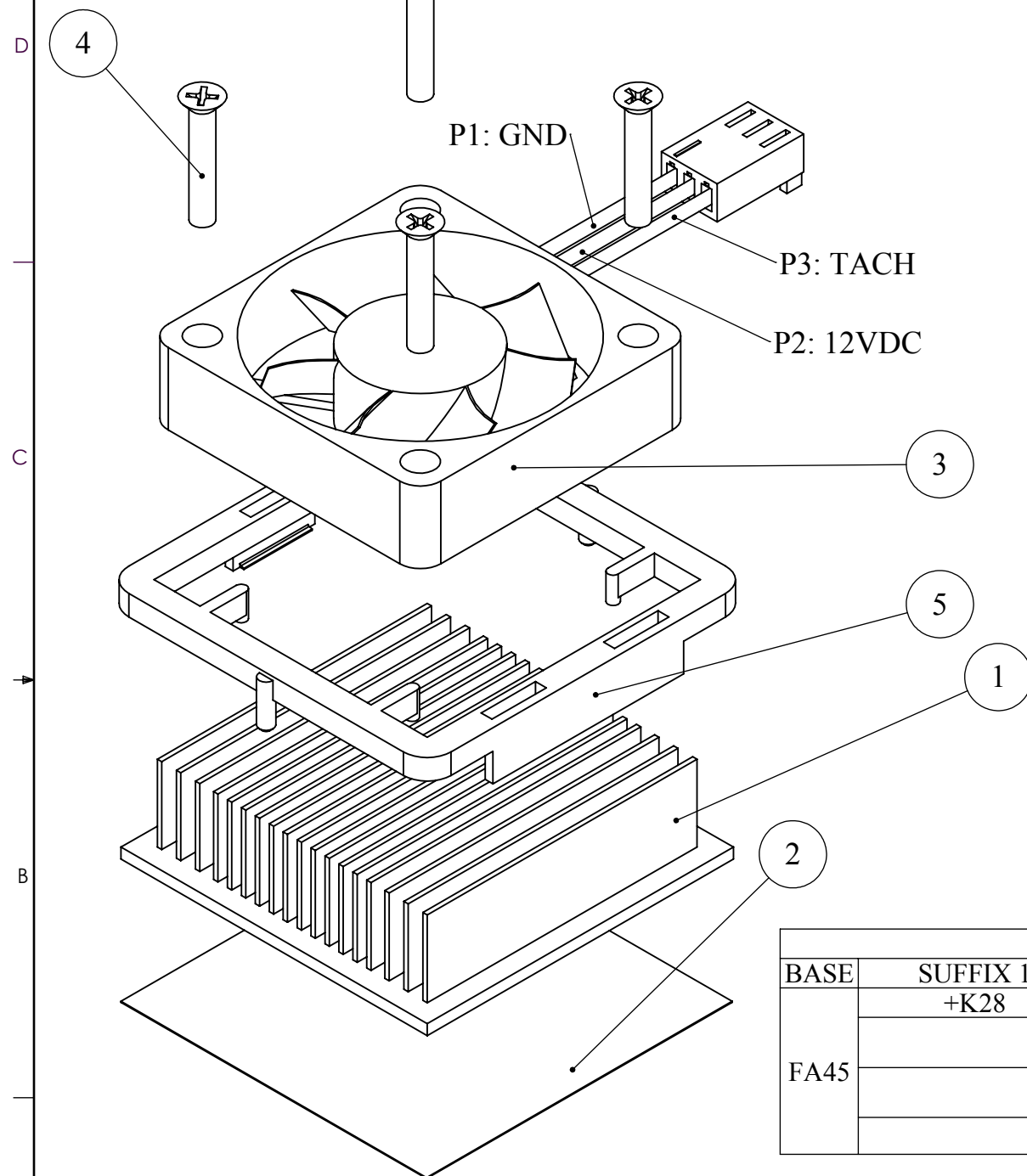
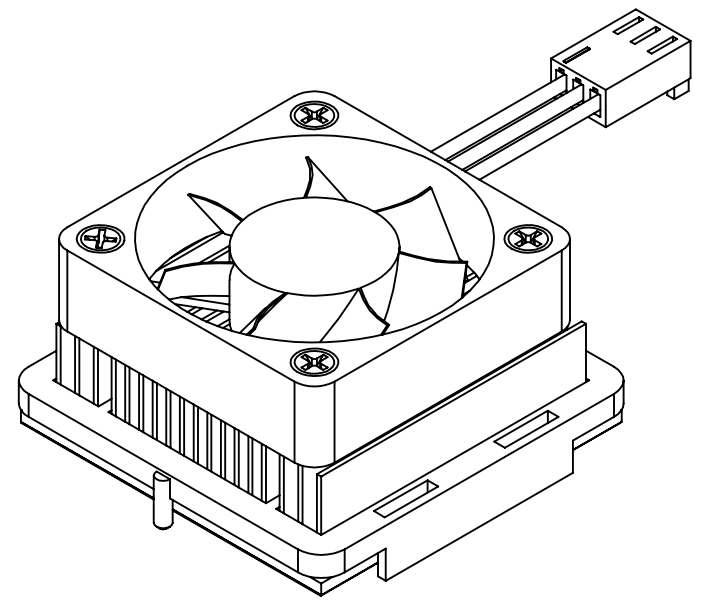


THE INFORMATION CONTAINED IN THIS DRAWING IS THE SOLE PROPERTY OF RADIAN HEAT SINKS AND ANY REPRODUCTION IN PART OR IN WHOLE IS STRICTLY PROHIBITED WITHOUT THE WRITTEN PERMISSION OF RADIAN HEATSINKS.

REVISIONS			
REV.	DESCRIPTION	DATE	APPROVED
A	INITIAL DESIGN	12/12/05	FWANG
B	REDESIGNED	1/13/06	FWANG
C	CHANGED SCREWS	2/15/06	FWANG
D	PER ECN#803141	03/21/08	AREDDY
E	PER ECN#806241	07/07/08	FWANG



- NOTES:
- DRAWINGS OF FAN AND SCREWS ARE FOR ILLUSTRATION ONLY; ACTUAL PARTS MAY LOOK SLIGHTLY DIFFERENT.
  - CUSTOMER TO SPECIFY CLIP AND PAD TYPES.
  - RECOMMENDED MATING CONNECTOR HEADER MOLEX 22-23-2031



COMPLETE PART NUMBER WITH OPTIONS						
BASE	SUFFIX 1	DESCRIPTION	SUFFIX 2	DESCRIPTION	SUFFIX 3	DESCRIPTION
FA45	+K28	K28 EZ-SNAP CLIP	B	RETENTION PEGS ON CLIP IN EXTRUSION DIRECTION	+T710	PHASE CHANGE PAD
					+T405R	TAPE FOR METAL PACKAGES
					+T412	TAPE FOR METAL PACKAGES
					+T411	TAPE FOR PLASTIC PACKAGES

EXAMPLE PART NUMBER: FA45+K28B+T710

ITEM #	PART #	DESCRIPTION	QTY
1	HS1811EB	45 MM EZ-SNAP HEAT SINK	1
2	OPTIONAL	CHOMERICS T710 PAD 45X45 MM	1
3	HS8072	12V 40 X40 X10 MM DC FAN W/ CONNECTOR	1
4	4N62PFBZB	#4 X 5/8" PHIL FLAT SMS RoHS	4
5	OPTIONAL	45 MM EZ-SNAP CLIP	1

UNLESS OTHERWISE SPECIFIED DIMENSIONS ARE IN MM TOLERANCES ARE:		CAD GENERATED DRAWING, DO NOT MANUALLY UPDATE		<b>RADIAN HEATSINKS</b> DIV. OF INTRICAST CO. INC. 2160 WALSH AVE SANTA CLARA, CA - 95050
DECIMALS	ANGLES	APPROVALS	DATE	
X. ±.25	± 1°	DRAWN	07/07/08	<b>45 MM 12V FAN SINK WITH EZ-SNAP CLIP</b> SIZE B DWG. NO. FA45 REV. E
X.X ±.25		CHECKED	07/08/08	
X.XX ±.10		RESP ENG	07/08/08	
		MFG ENG		
MATERIAL		QUAL ENG		
FINISH		DO NOT SCALE DRAWING		
NEXT ASSY USED ON		APPLICATION		