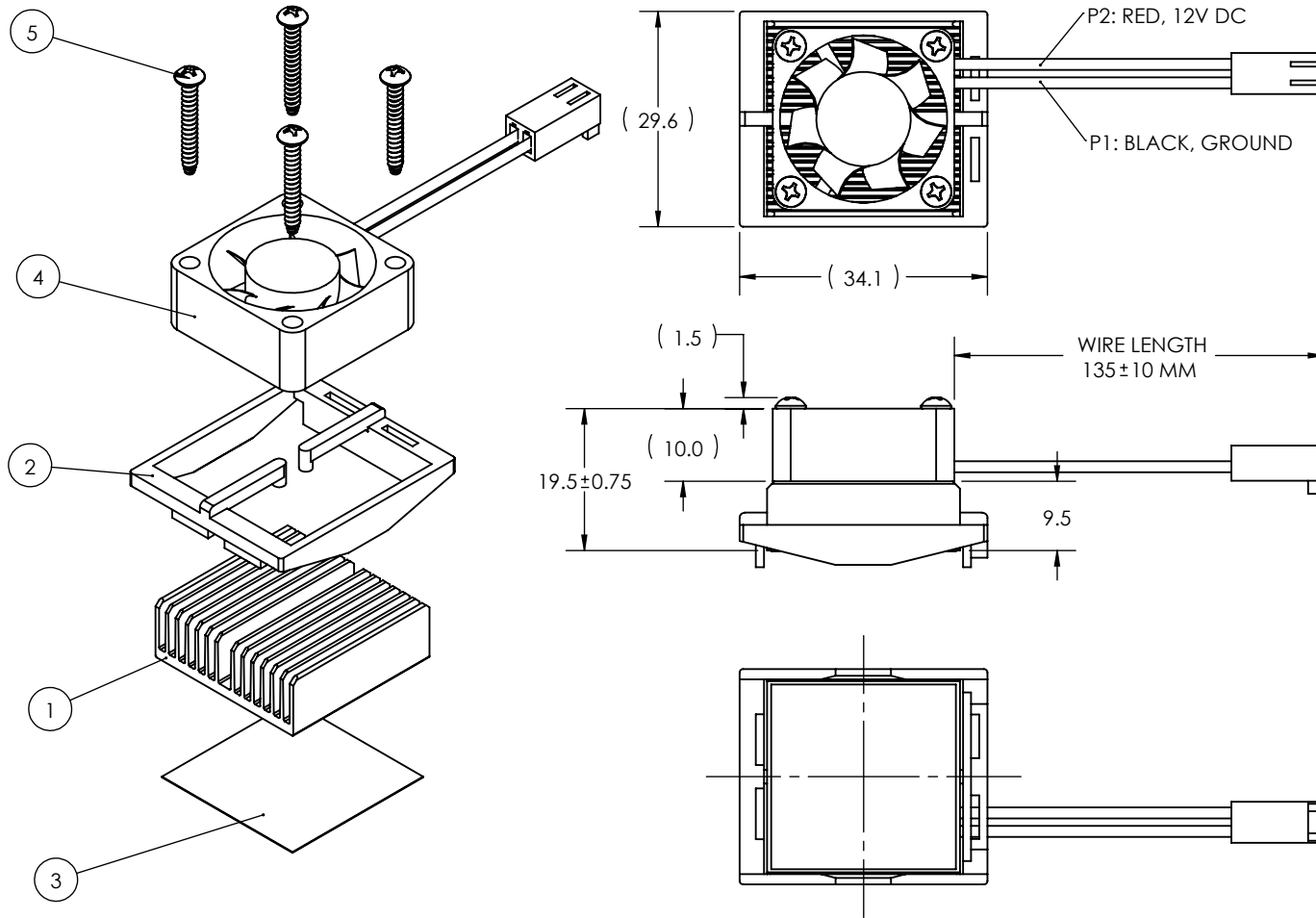


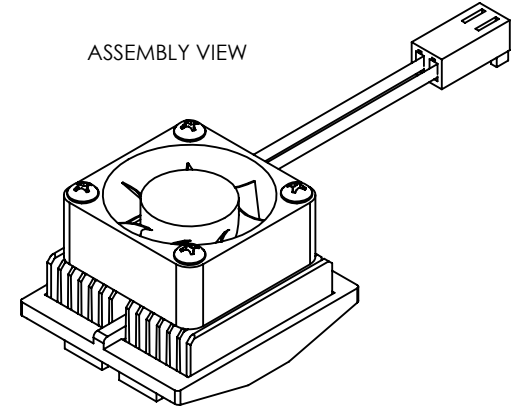
THE INFORMATION CONTAINED IN THIS DRAWING IS THE SOLE PROPERTY OF RADIAN HEATSINKS AND ANY REPRODUCTION IN PART OR IN WHOLE IS STRICTLY PROHIBITED WITHOUT THE WRITTEN PERMISSION OF RADIAN HEATSINKS.

REV	DESCRIPTION OF REVISIONS	APPROVED	DATE
E	ECN#910161: CHANGED TO 2-WIRE FAN	FWANG	10/20/09
F	ECN#010261: CHANGED SCREW'S DESCRIPTION	FWANG	10/26/09
G	ECN1506101: REPLACED HS8122 WITH HS8192 AND SCREW	SCAO	5/15/15

EXPLODED VIEW



ASSEMBLY VIEW




BASE	CLIP COLOR 'c'	THERMAL PAD
FI27	+Y	+T725
	+BU	+LI98
	+O	+OTHER

EXAMPLE PART NUMBER: FI27+Y+T725

NOTES:

- ASSEMBLE FAN AND CLIP IN THE EXACT ORIENTATION AS SHOWN.
- CUSTOMER TO SPECIFY CLIP AND PAD TYPES.
- RECOMMENDED MATING CONNECTOR HEADER: MOLEX 22-23-2021.
- PART TO BE RoHS COMPLIANT.

ITEM NO.	PART NUMBER	DESCRIPTION	QTY.
1	INL27001-10/1.7	27MM LOW-PROFILE BGA HEATSINK	1
2	BCP3530-08(27)c	27 MM LOW PROFILE CLIP (SEE TABLE FOR CHOICE)	1
3	OPTIONAL	THERMAL PAD 25.4 X 25.4 MM OR FULL COVERAGE	1
4	HS8192	12 V DC FAN 25X25X10 WITH CONNECTOR	1
5	2N62PPBS	#2 X 5/8 PHIL PAN TYPE B SMS SST (RoHS)	4

MATERIAL	APPROVALS	DATE	 <b>RADIAN HEATSINKS</b> RADIAN THERMAL PRODUCTS, INC. 2160 WALSH AVE SANTA CLARA, CA 95050	
FINISH	DRAWN	12/20/09		
UNLESS OTHERWISE SPECIFIED DIMENSIONS ARE IN <b>MM</b> TOLERANCES ARE: 1 PLACE DECIMALS: ± 0.20 2 PLACE DECIMALS: ± 0.10 ANGLES: ± 1°	CHECKED	FWANG		12/20/09
	MFG ENG			
	QUAL ENG.			
THIRD ANGLE PROJECTION	SHEET 1 OF 1		SIZE DWG. NO. A FI27	

REV. G