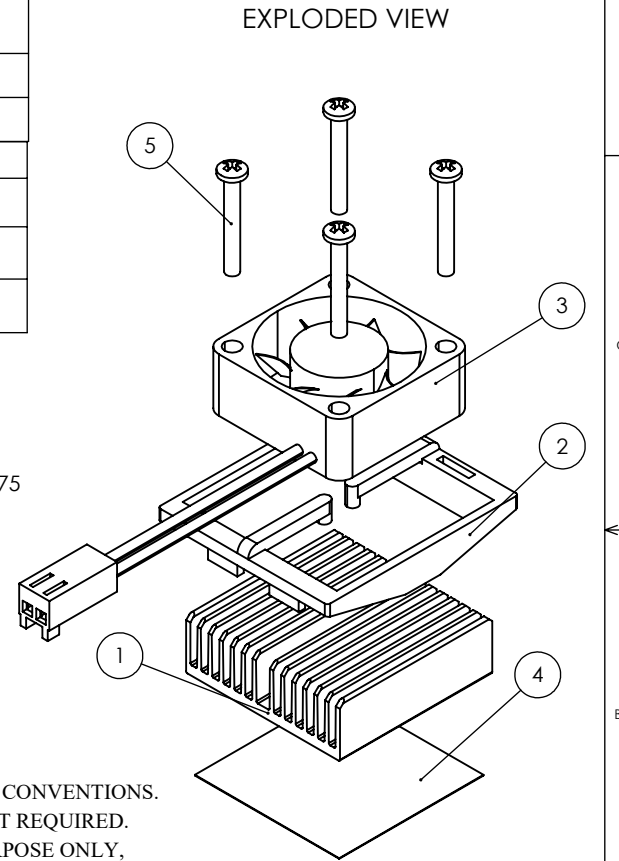
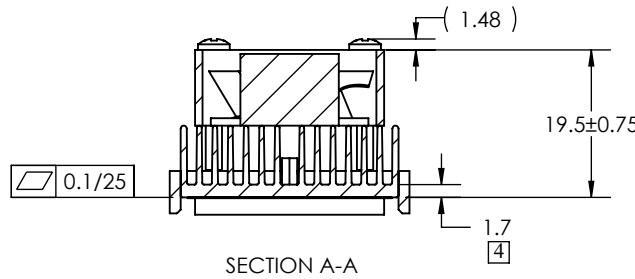
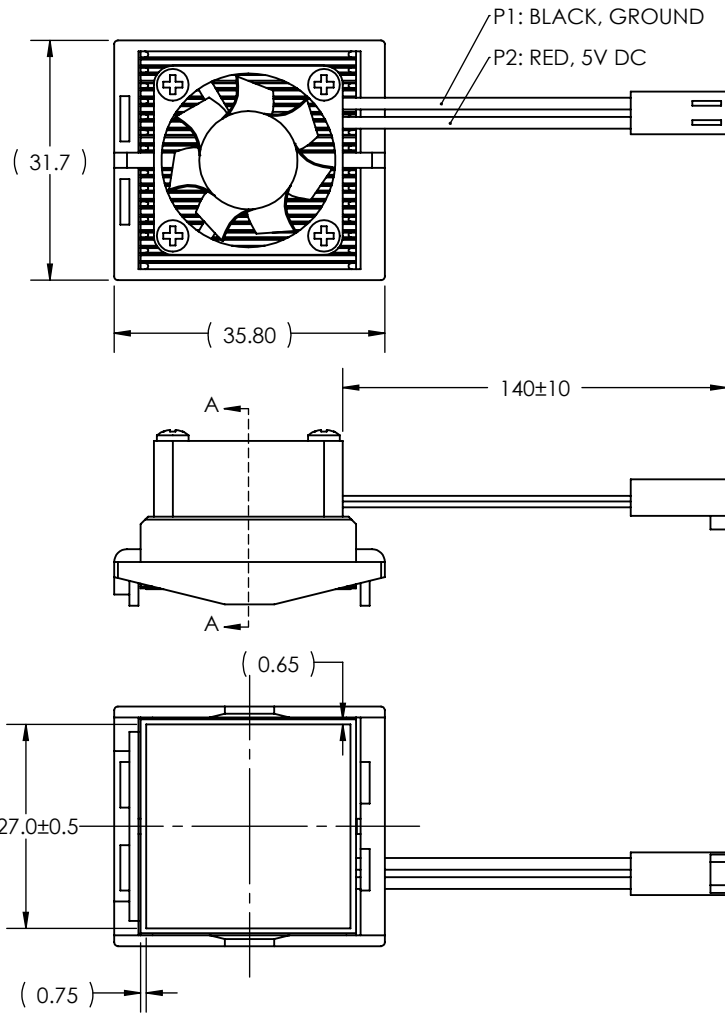


THE INFORMATION CONTAINED IN THIS DRAWING IS THE SOLE PROPERTY OF RADIAN HEATSINKS AND ANY REPRODUCTION IN PART OR IN WHOLE IS STRICTLY PROHIBITED WITHOUT THE WRITTEN PERMISSION OF RADIAN HEATSINKS.

REV	DESCRIPTION	DRAWN	APPROVED	DATE
A	INITIAL RELEASE	KH	WR	10/28/2019

TABLE 1		
PLEASE NOTE: BASE THICKNESS CAN BE MODIFIED TO ANY THICKNESS BETWEEN 1 TO 1.7 TO ACCOMODATE PRACTICALLY ANY CHIP SIZE. CHIP SIZE DOES NOT INCLUDE SOLDER BALLS HEIGHT.		
CLIP COLORS	MIN - MAX CHIP THICKNESS	
(O) ORANGE	0.9 - 1.4 MM	
(B) BLUE	1.5 - 2.0 MM	
(Y) YELLOW	2.1 - 2.6 MM	
EXAMPLE PART NUMBERS		
PART NUMBER	DESCRIPTION	CHIP THICKNESS RANGE
FJ29/1.4+Y+T725	MODIFIED BASE THICKNESS TO 1.4MM. HAS A YELLOW CLIP AND T725 TIM	2.4 - 2.9 MM
FJ29+3M8815	HEATSINK AND FAN WITH 3M8815 THERMAL TAPE. NO CLIP REQUIRED.	ANY CHIP SIZE



NOTES:

- CUSTOMER TO SPECIFY COMPLETE PART NUMBER. SEE "EXAMPLE PART NUMBERS" TABLE FOR PART NUMBER CONVENTIONS.
- IF BASE THICKNESS IS MODIFIED, RE-ANODIZATION NOT REQUIRED.
- FAN AND SCREWS ARE SHOWN FOR ILLUSTRATION PURPOSE ONLY, ACTUAL PART MAY LOOK DIFFERENT.
- DEFAULT BASE THICKNESS. IF MODIFICATION IS REQUIRED, CANNOT BE REDUCED TO LESS THAN 1MM.
- PART TO BE RoHS COMPLIANT.

ITEM NO.	PART NUMBER	DESCRIPTION	QTY
1	INL29001-10/1.7	25MM PLATE HEAT SINK	1
2	BCP3632-08(29)COLOR SEE TABLE	29MM EZ SNAP CLIP	1
3	HS8191	25MM 5V DC FAN WITH CONNETCOR	1
4	OPTIONAL	27X27 PAD OR FULL COVERAGE	1
5	2N62PPBS	2-32 X 5/8 PHIL PAN T-B SST RoHS	4

MATERIAL	APPROVALS	DATE
FINISH	DRAWN KHSIN	10/03/2019
UNLESS OTHERWISE SPECIFIED DIMENSIONS ARE IN MM TOLERANCES ARE: 1 PLACE DECIMALS: ± 0.25 2 PLACE DECIMALS: ± 0.10 ANGLES: ± 1°	CHECKED WRAFAEL	10/28/2019
	MFG ENG	
	QUAL ENG	
THIRD ANGLE PROJECTION	SHEET 1 OF 1	

 RADIAN HEATSINKS RADIAN THERMAL PRODUCTS, INC. 2160 WALSH AVE SANTA CLARA, CA 95050	29MM BGA FANSINK	
	SIZE DWG. NO. A FJ29	REV. A