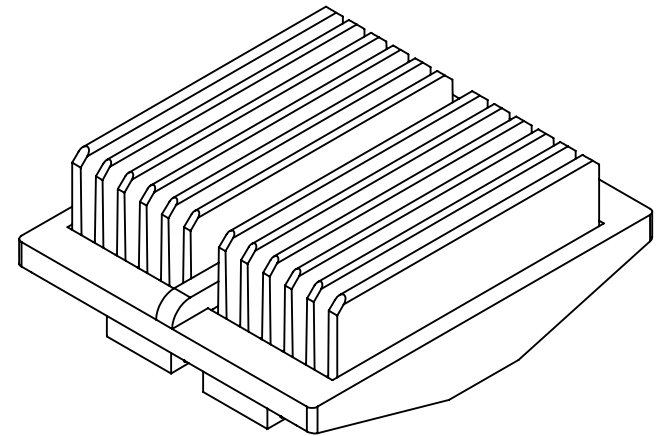
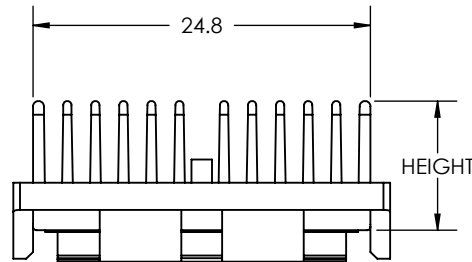
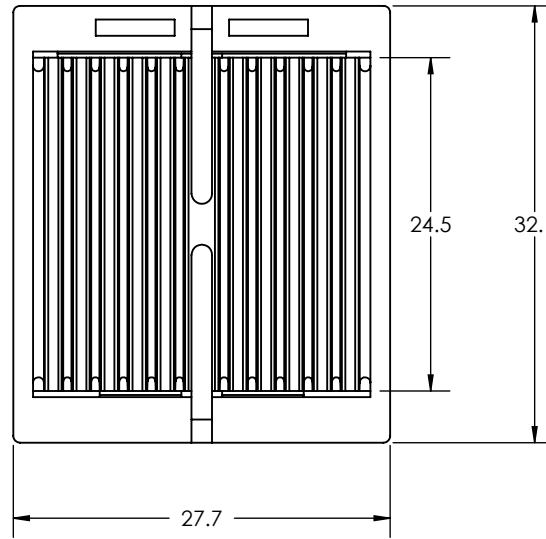
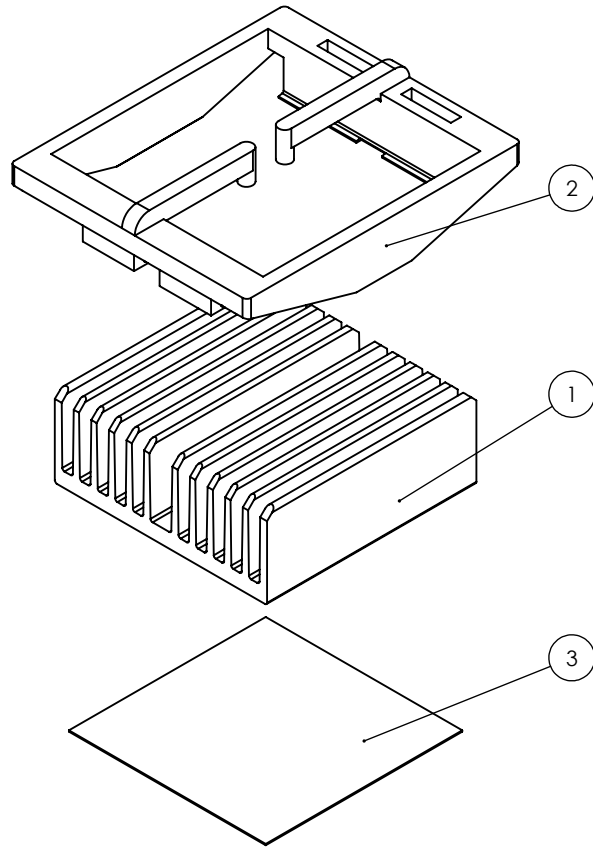


THE INFORMATION CONTAINED IN THIS DRAWING IS THE SOLE PROPERTY OF RADIAN HEATSINKS AND ANY REPRODUCTION IN PART OR IN WHOLE IS STRICTLY PROHIBITED WITHOUT THE WRITTEN PERMISSION OF RADIAN HEATSINKS.

REV	DESCRIPTION OF REVISIONS	APPROVED	DATE
A	INITIAL RELEASE	FWANG	03/09/07
B	PER ECN#706251	FWANG	06/25/07
C	PER ECN#707251	FWANG	7/25/10
D	PER ECN#005051	FWANG	5/5/10


EXPLODED VIEW



ITEM NO.	PART NUMBER	DESCRIPTION	QTY.
1	INL25001-hh/1.7	25MM PLATE FIN HEAT SINK	1
2	BCP3228-08(25)c	OPTIONAL 25MM LOW PROFILE CLIP	1
3	OPTIONAL	THERMAL PAD 23 X 23MM OR FULL COVERAGE OF HEAT SINK BASE	1

NOTE: SEE TABLE BELOW FOR COMPLETE PART NUMBER WITH OPTIONS.

COMPLETE PART NUMBER WITH OPTIONS				
ROOT	HEIGHT	BASE	CLIP	PAD
INL25001-	6 (6.3 MM)	/1.7 (1.7 MM)	Y (YELLOW)	+T725
	10 (9.5 MM)		BU (BLUE)	
	13 (12.7 MM)		O (ORANGE)	
EXAMPLE PART NUMBER: INL25001-10/1.7BU+T725				

MATERIAL	APPROVALS	DATE	 RADIAN HEATSINKS DIV. OF INTRICAST CO. INC. 2160 WALSH AVE SANTA CLARA, CA 95050
FINISH	DRAWN	03/09/07	
UNLESS OTHERWISE SPECIFIED DIMENSIONS ARE IN MM TOLERANCES ARE: 1 PLACE DECIMALS: ± .25 2 PLACE DECIMALS: ± .10 ANGLES: ± 1°	CHECKED	03/09/07	
	FWANG		
	MFG ENG		
	QUAL ENG.		
THIRD ANGLE PROJECTION	SHEET 1 OF 1		SIZE DWG. NO. A INL25001
			REV. D