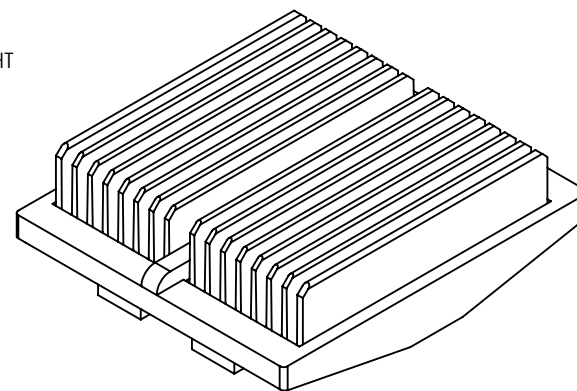

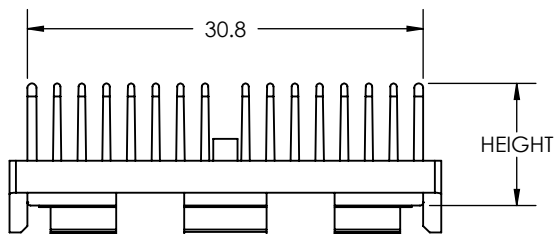
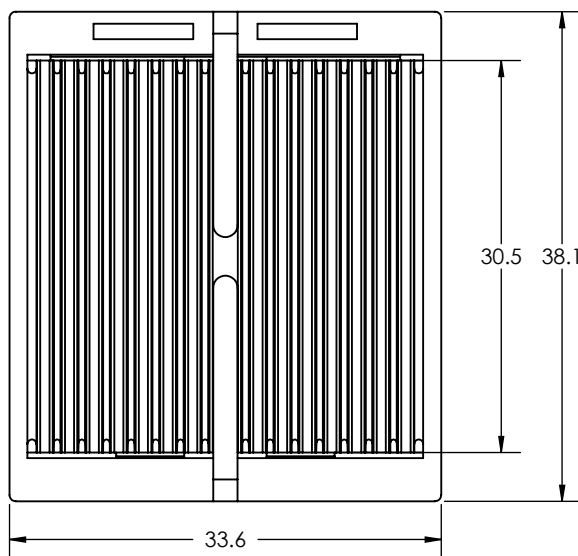
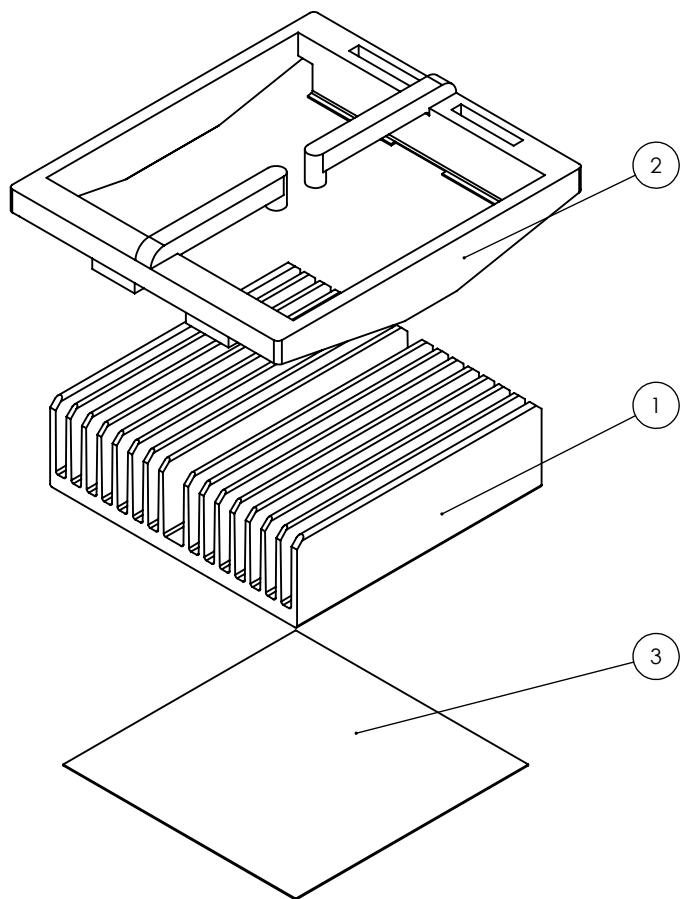


THE INFORMATION CONTAINED IN THIS DRAWING IS THE SOLE PROPERTY OF RADIAN HEATSINKS AND ANY REPRODUCTION IN PART OR IN WHOLE IS STRICTLY PROHIBITED WITHOUT THE WRITTEN PERMISSION OF RADIAN HEATSINKS.

REV	DESCRIPTION OF REVISIONS	APPROVED	DATE
A	INITIAL RELEASE	FWANG	03/07/07
B	PER ECN#706251	FWANG	06/25/07
C	PER ECN#707251	FWANG	07/25/07
D	PER ECN#005051	FWANG	05/06/10


EXPLODED VIEW



ITEM NO.	PART NUMBER	DESCRIPTION	QTY.
1	INL31001-hh/1.7	31MM PLATE FIN HEAT SINK	1
2	BCP3834-08(31)c	OPTINAL 31 MM LOW PROFILE CLIP	1
3	OPTIONAL	THERMAL PAD 29 X 29MM OR FULL COVERAGE OF HEAT SINK BASE	1

NOTE: SEE TABLE BELOW FOR COMPLETE PART NUMBER WITH OPTIONS.

COMPLETE PART NUMBER WITH OPTIONS				
ROOT	HEIGHT	BASE	CLIP	PAD
INL31001-	6 (6.3 MM)	/1.7 (1.7 MM)	Y (YELLOW)	+T725
	10 (9.5 MM)		BU (BLUE)	
	13 (12.7 MM)		O (ORANGE)	
EXAMPLE PART NUMBER: INL31001-10/1.7BU+T725				

MATERIAL	APPROVALS	DATE	 RADIAN HEATSINKS DIV. OF INTRICAST CO. INC. 2160 WALSH AVE SANTA CLARA, CA 95050	
FINISH	DRAWN	03/07/07		
UNLESS OTHERWISE SPECIFIED DIMENSIONS ARE IN MM TOLERANCES ARE: 0-1 PLACE DECIMALS: ± .25 2 PLACE DECIMALS: ± .10 ANGLES: ± 1°	CHECKED	FWANG		03/07/07
	MFG ENG			
	QUAL ENG.			
THIRD ANGLE PROJECTION	SHEET 1 OF 1		SIZE DWG. NO. A INL31001	
			REV. D	