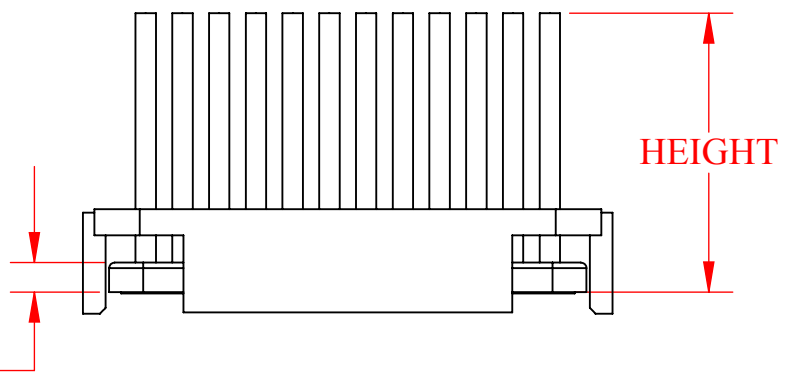
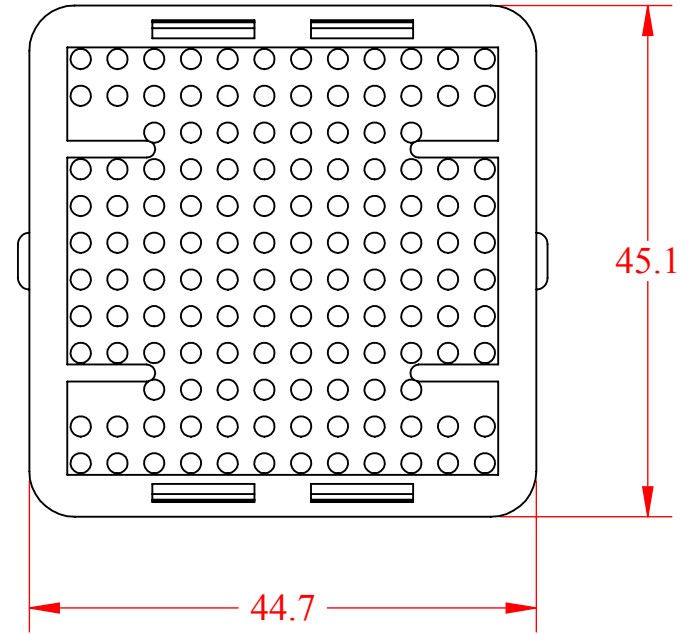
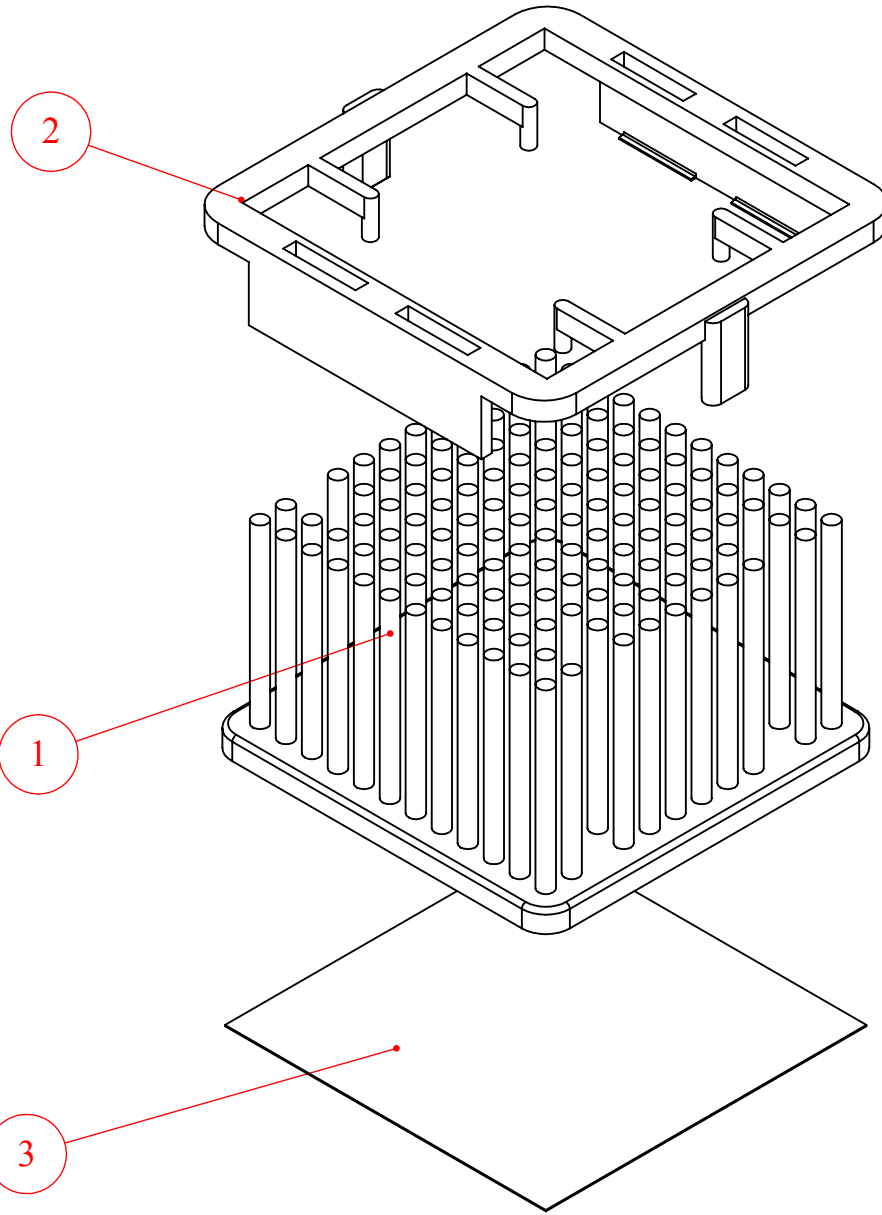


THE INFORMATION CONTAINED IN THIS DRAWING IS THE SOLE PROPERTY OF RADIAN HEAT SINKS AND ANY REPRODUCTION IN PART OR IN WHOLE IS STRICTLY PROHIBITED WITHOUT THE WRITTEN PERMISSION OF RADIAN HEATSINKS.

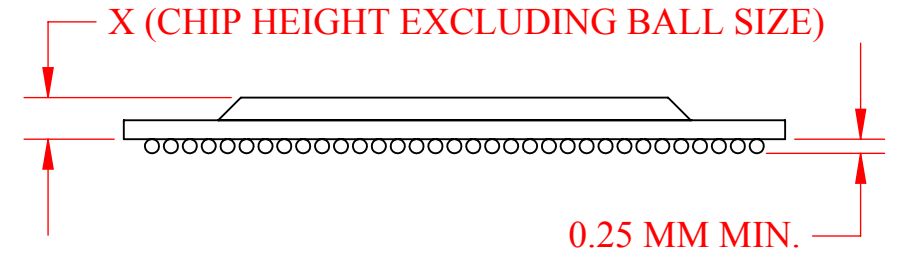
REVISIONS			
REV.	DESCRIPTION	DATE	APPROVED
A	NEW RELEASE	9/26/05	FWANG
B	ECN#705211: UPDATED PAD SIZE AND CLIP	7/21/07	FWANG
C	PER ECN#005051	05/06/10	FWANG

EXPLODED VIEW



NOTES:

1. SEE TABLE BELOW FOR COMPLETE PART NUMBER WITH OPTIONS.
2. RECOMMENDED KEEP-OUT AREA: 47.5X47.5 MM.
3. COLOR OF CLIP TO BE SELECTED BASED ON CHIP HEIGHT AS ILLUSTRATED BELOW.
4. CLIP FITS MIN. 0.25 MM SOLDER BALL HEIGHT.



X	CLIP COLOR
3.3 ± 0.3 MM	YELLOW
1.7 ± 0.3 MM	BLUE
0.9 ± 0.3 MM	ORANGE

COMPLETE PART NUMBER WITH OPTIONS

ROOT	HEIGHT (hh)	MATERIAL (m)	BASE	CLIP (c)	PAD
INM42.5002-	12 (11.6 MM)	P (ALUMINUM)	/2.6 (2.6 MM)	Y (YELLOW)	+T710
	15 (14.6 MM)			BU (BLUE)	
	20 (19.6 MM)	PCU (COPPER)		O (ORANGE)	+OTHER
	25 (24.6 MM)				

EXAMPLE PART NUMBER: INM42.5002-20PCU/2.6BU+T710

ITEM NO.	PART NUMBER	DESCRIPTION	QTY.
1	INM42.5002-hhm/2.6	ROUND PIN HEAT SINK (SEE TABLE ON THE RIGHT FOR HEIGHT CODE hh & m)	1
2	BCP45-09(42.5)c	42.5 MM EZ-SNAP CLIP (SEE TABLE ON THE RIGHT FOR CLIP CODE c)	1
3	OPTIONAL	THERMAL PAD (40X40 MM OR FULL COVERAGE OF HEAT SINK BASE)	1

UNLESS OTHERWISE SPECIFIED DIMENSIONS ARE IN MM TOLERANCES ARE: DECIMALS ANGLES X. ±.25 ± 1° X.X ±.25 X.XX ±.10	CAD GENERATED DRAWING, DO NOT MANUALLY UPDATE		RADIAN HEATSINKS DIV. OF INTRICAST CO. INC. 2160 WALSH AVE SANTA CLARA, CA - 95050 42.5 MM ROUND PIN HEAT SINK
	APPROVALS	DATE	
	DRAWN FWANG	9/26/05	
	CHECKED TSIN	9/28/05	
MATERIAL	RESP ENG FWANG	9/26/05	SIZE B DWG. NO. INM42.5002 REV. C
FINISH	MFG ENG	QUAL ENG	
NEXT ASSY	USED ON	APPLICATION	DO NOT SCALE DRAWING