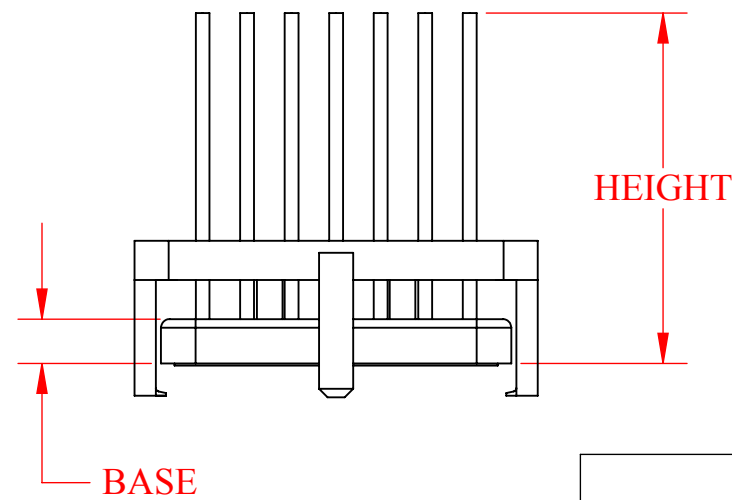
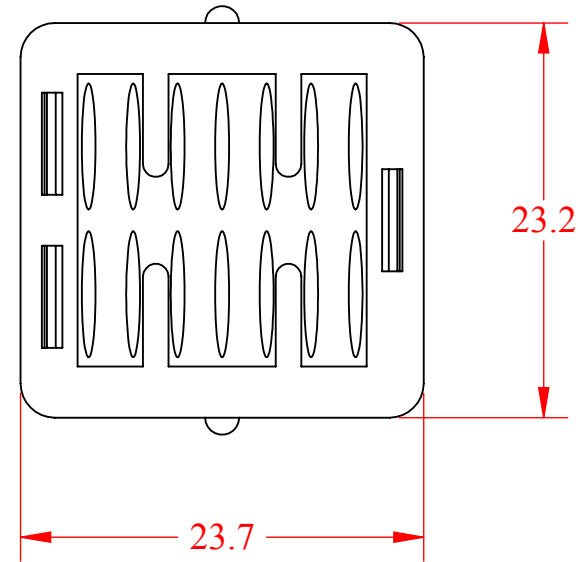
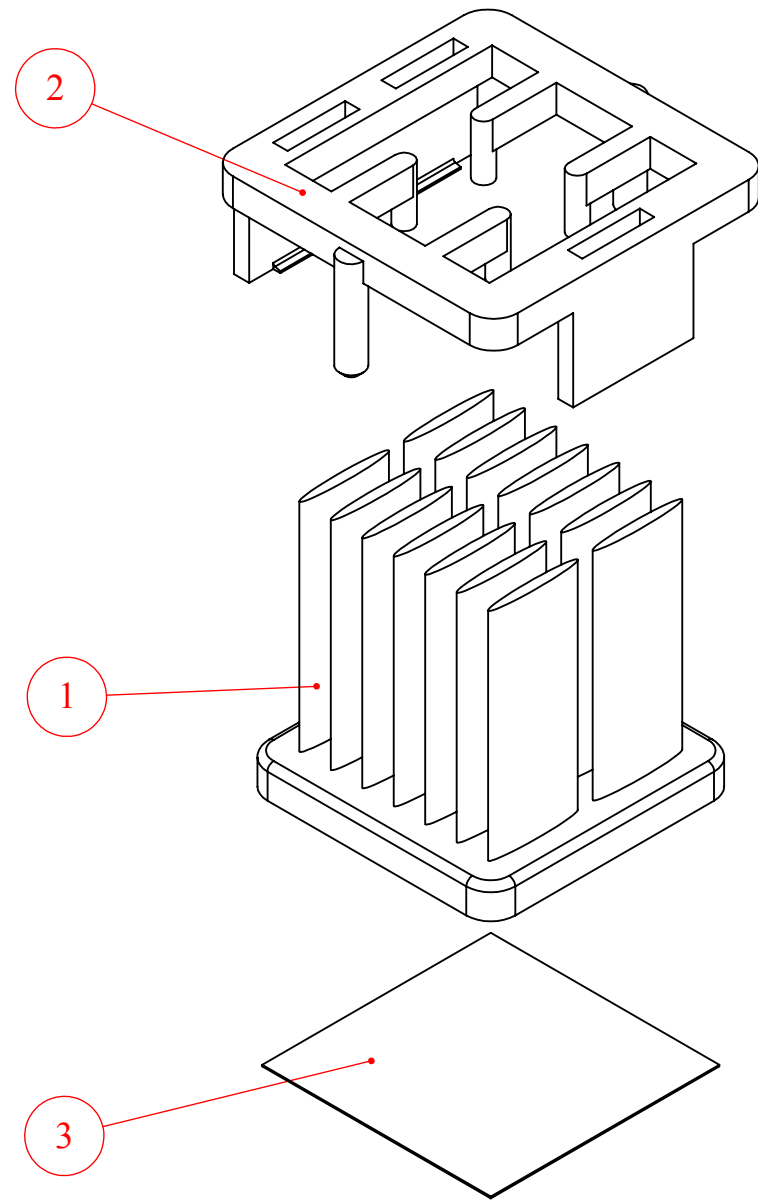


THE INFORMATION CONTAINED IN THIS DRAWING IS THE SOLE PROPERTY OF RADIAN HEAT SINKS AND ANY REPRODUCTION IN PART OR IN WHOLE IS STRICTLY PROHIBITED WITHOUT THE WRITTEN PERMISSION OF RADIAN HEATSINKS.

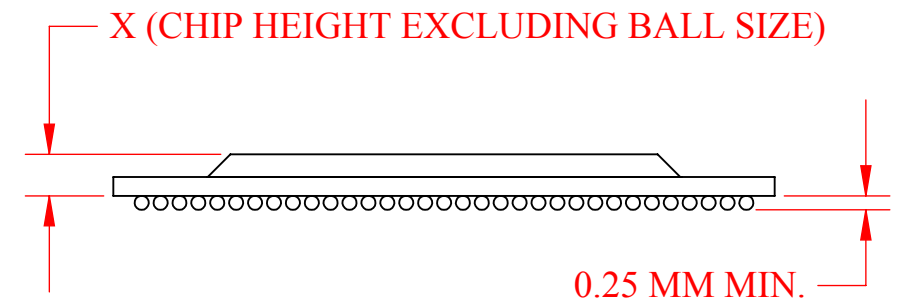
REVISIONS			
REV.	DESCRIPTION	DATE	APPROVED
A	NEW RELEASE	9/22/05	FWANG
B	ECN#705211: UPDATED PAD SIZE AND CLIP	7/21/07	FWANG
C	PER ECN#005051	05/05/10	FWANG

EXPLODED VIEW



NOTES:

- SEE TABLE BELOW FOR COMPLETE PART NUMBER WITH OPTIONS.
- RECOMMENDED KEEP-OUT AREA: 26X26 MM.
- COLOR OF CLIP TO BE SELECTED BASED ON CHIP HEIGHT AS ILLUSTRATED BELOW.
- CLIP FITS MIN. 0.25 MM SOLDER BALL HEIGHT.



X	CLIP COLOR
3.3±0.3 MM	YELLOW
1.7±0.3 MM	BLUE
0.9±0.3 MM	ORANGE

COMPLETE PART NUMBER WITH OPTIONS				
ROOT	HEIGHT (hh)	BASE	CLIP (c)	PAD
INM21001-	15W (14.6 MM)	/2.6 (2.6 MM)	Y (YELLOW)	+T710
	18W (17.6 MM)		O (ORANGE)	
	21W (20.6 MM)			
	23W (22.6 MM)			+OTHER
	28W (27.6 MM)			
33W (32.6 MM)				
EXAMPLE PART NUMBER: INM21001-23W/2.6BU+T710				

ITEM NO.	PART NUMBER	DESCRIPTION	QTY.
1	INM21001-hhW/2.6	ELLIPTICAL HEAT SINK (SEE TABLE ON THE RIGHT FOR HEIGHT CODE hh)	1
2	BCP24-09(21)c	21 MM EZ-SNAP CLIP (SEE TABLE ON THE RIGHT FOR CLIP CODE c)	1
3	OPTIONAL	THERMAL PAD 19X19 MM OR FULL COVERAGE OF HEAT SINK BASE	1

UNLESS OTHERWISE SPECIFIED DIMENSIONS ARE IN MM
TOLERANCES ARE:
DECIMALS ANGLES
X. ±.25 ±1°
X.X ±.25
X.XX ±.10

CAD GENERATED DRAWING, DO NOT MANUALLY UPDATE

APPROVALS	DATE
DRAWN FWANG	9/22/05
CHECKED TSIN	9/23/05
RESP ENG FWANG	9/22/05
MFG ENG	
QUAL ENG	

RADIAN HEATSINKS
DIV. OF INTRICAST CO. INC.
2160 WALSH AVE
SANTA CLARA, CA - 95050

21 MM ELLIPTICAL HEAT SINK

SIZE B DWG. NO. **INM21001** REV. **C**

SHEET 1 OF 1 APPLICATION DO NOT SCALE DRAWING