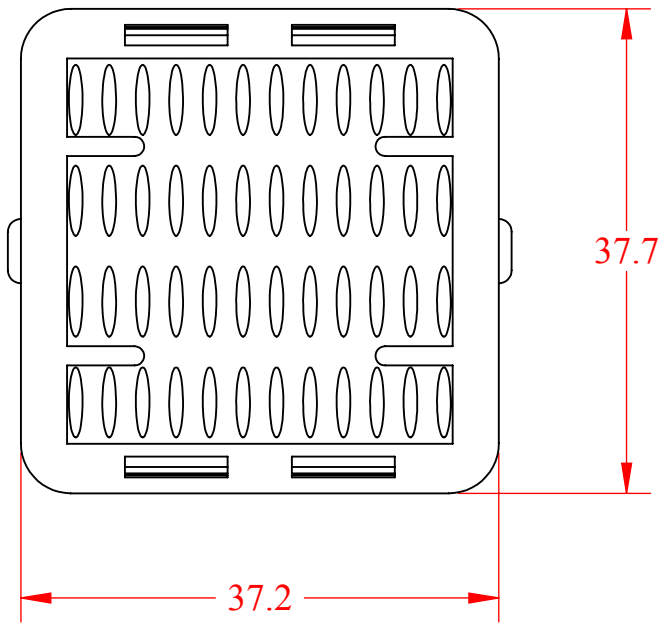
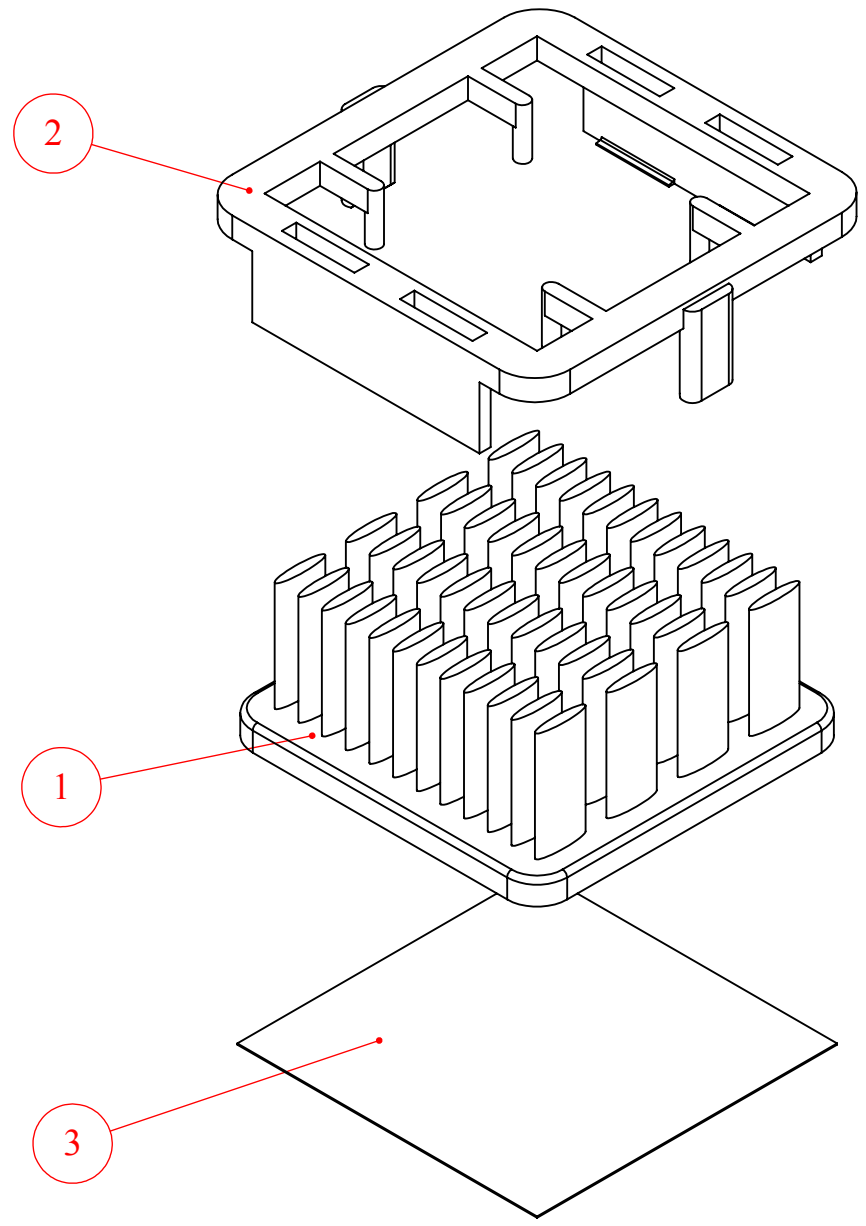


THE INFORMATION CONTAINED IN THIS DRAWING IS THE SOLE PROPERTY OF RADIAN HEAT SINKS AND ANY REPRODUCTION IN PART OR IN WHOLE IS STRICTLY PROHIBITED WITHOUT THE WRITTEN PERMISSION OF RADIAN HEATSINKS.


REVISIONS			
REV.	DESCRIPTION	DATE	APPROVED
A	NEW RELEASE	9/22/05	FWANG
B	ECN#705211: UPDATED PAD SIZE AND CLIP	7/21/07	FWANG
C	PER ECN#005051	05/05/10	FWANG

EXPLODED VIEW

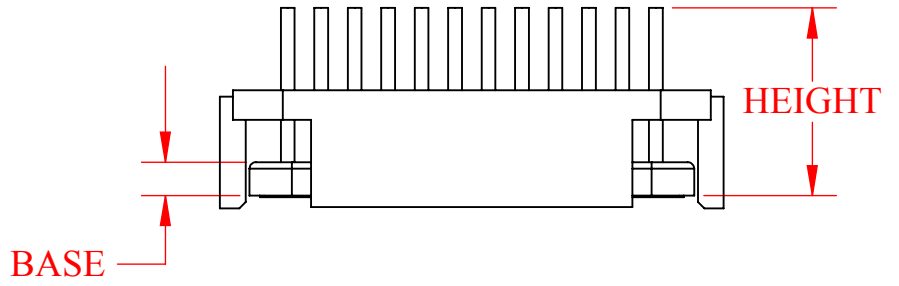


NOTES:

1. SEE TABLE BELOW FOR COMPLETE PART NUMBER WITH OPTIONS.
2. RECOMMENDED KEEP-OUT AREA: 40X40 MM.
3. COLOR OF CLIP TO BE SELECTED BASED ON CHIP HEIGHT AS ILLUSTRATED BELOW.
4. CLIP FITS MIN. 0.25 MM SOLDER BALL HEIGHT.



X	CLIP COLOR
3.3±0.3 MM	YELLOW
1.7±0.3 MM	BLUE
0.9±0.3 MM	ORANGE



COMPLETE PART NUMBER WITH OPTIONS				
ROOT	HEIGHT (hh)	BASE	CLIP (c)	PAD
INM35001-	15W (14.6 MM)	/2.6 (2.6 MM)	Y (YELLOW)	+T710
	18W (17.6 MM)		BU (BLUE)	
	21W (20.6 MM)		O (ORANGE)	+OTHER
	23W (22.6 MM)		K29	
	28W (27.6 MM)			
33W (32.6 MM)				

EXAMPLE PART NUMBER: INM35001-23W/2.6BU+T710

ITEM NO.	PART NUMBER	DESCRIPTION	QTY.
1	INM35001-hhW/2.6	ELLIPTICAL HEAT SINK (SEE TABLE ON THE RIGHT FOR HEIGHT CODE hh)	1
2	BCP37-09(35)c	35 MM EZ-SNAP CLIP (SEE TABLE ON THE RIGHT FOR CLIP CODE c)	1
3	OPTIONAL	THERMAL PAD (33X33 MM OR FULL COVERAGE OF HEAT SINK BASE)	1

UNLESS OTHERWISE SPECIFIED DIMENSIONS ARE IN MM TOLERANCES ARE: DECIMALS ANGLES X. ±.25 ±1° X.X ±.25 X.XX ±.10		CAD GENERATED DRAWING, DO NOT MANUALLY UPDATE		RADIAN HEATSINKS DIV. OF INTRICAST CO. INC. 2160 WALSH AVE SANTA CLARA, CA - 95050
APPROVALS	DATE	CHECKED	DATE	
DRAWN	FWANG	9/22/05	TSIN	9/23/05
CHECKED	FWANG	9/22/05	RESP ENG	
MATERIAL	FINISH	MFG ENG	QUAL ENG	
NEXT ASSY	USED ON	APPLICATION	DO NOT SCALE DRAWING	
SHEET 1 OF 1			SIZE B	DWG. NO. INM35001
			REV. C	